

Fuji USER MANUAL

F1 SHUT WRENCHES

MODELS : FET-6-1&FET-6D-1






FET-6-1



FET-6D-1

<ビット寸法 / BIT SIZE>

		FET-6D-1
	A:	9.5mm
	B:	12mm

 Refer to "The instructions and Warning for Safety Use" enclosed in each tool box.

SPECIFICATIONS

Model	Bolt Size	Recommended Torque Range (0.4~0.63MPa)	Rotational Frequency	Square Drive Size	Bit Shank Size	Air Consumption (At Load)	Mass (without socket)	Overall Length (without socket)	Air Inlet Thread Size	Air Hose Size
	mm	N·m	min ⁻¹	mm	mm	m ³ /min	kg	mm		mm
FET-6-1	M8~M10	22~35	6,700	9.5	-	0.42	1.00	174	PTor NPT 1/4	9.5
FET-6D-1	M8~M10	19~28	6,700	-	6.35	0.42	1.00	174	PTor NPT 1/4	9.5

※ The performance figures are at 0.63MPa(6.3bar).

Fuji Industrial Technique Co.,Ltd.

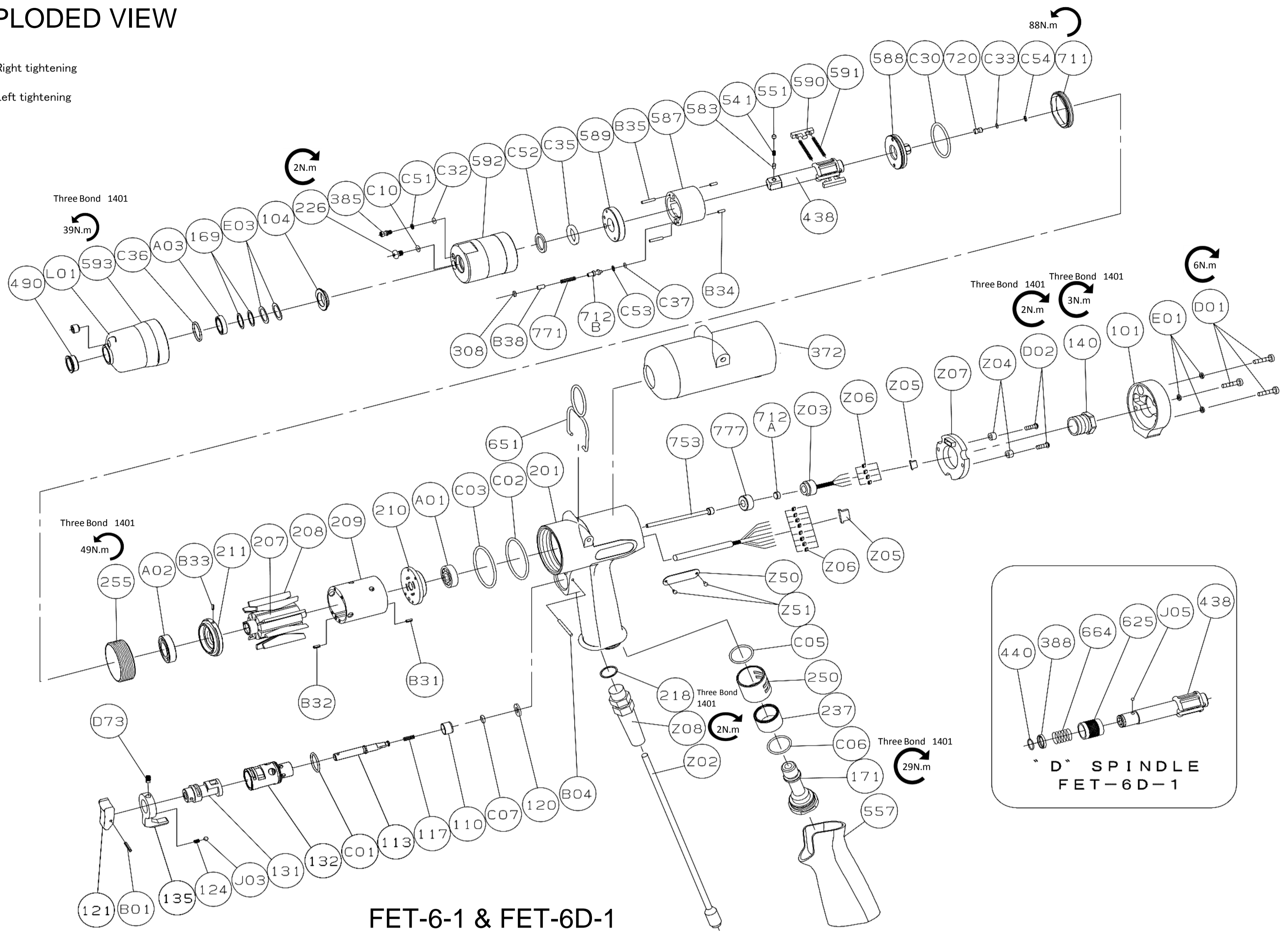
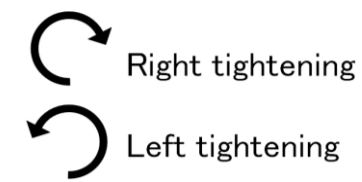
2-1-14, Kamiji, Higashinari-ku, Osaka, 537-0003 Japan

Tel : 81-6-6972-2335

Fax : 81-6-6972-2380

MODEL : FET-6-1 & FET-6D-1

EXPLODED VIEW



PARTS LIST

Index No.	Parts No.	Parts Name	Qty	Index No.	Parts No.	Parts Name	Qty	Index No.	Parts No.	Parts Name	Qty
FET-6-1											
-	W-388006-00	Housing Ass'y		587	W-380587-00	Oil Cylinder	1	Z03		Pressure Sensor	1
110	W-372110-00	Throttle Valve	1	588	W-387588-00	Oil Cylinder Upper Plate	1	Z05	OMN-0017	Housing	1
113	W-362113-00	Throttle Valve Rod	1	589	W-379589-00	Oil Cylinder Lower Plate	1	Z06		Contact	4
117	W-362117-00	Throttle Valve Spring	1	590	W-371590-00	Spindle Blade	2	Z04	SPA-0001	Spacer	2
120	W-371120-00	Throttle Valve Cover	1	591	W-371591-00	Blade Spring	2	Z07		PC Board	1
121	W-254121-00	Throttle Valve Lever	1	592	W-380592-00	Cylinder Case	1	Z50	NP-8009	Name Plate	1
124	W-254124-00	Knock Spring	1	711	W-371711-00	Cylinder Cover	1	Z51	NPN-0X3.2	Screw Rivet	2
131	W-276131-00	Reverse Valve	1	712B	W-371712-00	Damper	1	NP-0740		Warning Sticker	1
132	W-276132-01	Reverse Valve Bushing	1	720	W-302720-00	Piston	1	It is common with FET-6-1 excluding the parts below.			
135	W-254135-00	Reverse Valve Lever	1	771	W-371771-00	Spring	1	FET-6D-1			
171	W-371171-00	Inlet Joint	1	B34	NR-25.8F	Needle Roller	2	-	W-388021-02	Oil Cylinder Ass'y	
201	W-388201-00	Housing	1	B35	NR-211.8	Needle Roller	2	438	W-380438-02	Spindle	1
218	W-377218-00	Packing	1	B38	NR-311	Needle Roller	1	388	W-305388-00	Spring Holder	1
237	W-302237-00	Muffler Pad	1	C10	O-S3(H)	"O" Ring (HNBR80)	1	440	W-305440-00	Ring	1
250	W-302250-00	Exhaust Cover	1	C30	O-S27.5F(H)	"O" Ring (HNBR80)	1	625	W-305625-00	Bit Cover	1
557	W-371557-00	Protector	1	C32	O-S2F(H)	"O" Ring (HNBR80)	1	664	W-305664-00	Finder Spring	1
B01	SP-212	Spring Pin	1	C33	O-S2.5F(H)	"O" Ring (HNBR80)	1	J05	B-3	Ball	1
B04	GP-224GLC	Grooved Pin	1	C35	O-KX12(H)	"X"Ring (HNBR80)	1				
C01	O-S15	"O" Ring	1	C37	O-S1.4F(H)	"O" Ring (HNBR80)	1				
C02	O-S34	"O" Ring	1	C51	BR-S2.5FT2	Back-Up Ring	1				
C03	O-S34	"O" Ring	1	C52	BR-112	Back-Up Ring	1				
C05	O-S18	"O" Ring	1	C53	BR-S2.5FT2	Back-Up Ring	1				
C06	O-S18	"O" Ring	1	C54	BR-S2.5FT2	Back-Up Ring	1				
C07	O-P3(H)	"O" Ring (HNBR80)	1	101	W-387101-00	Housing Cover	1				
D73	SS-46D	Set Screw(Dog Point)	1	140	W-377140-00	Cup Nut	1				
J03	B-3	Steel Ball	1	169	W-070169-01	Reverse Valve Washer	2				
Z08	IZL-0003	Cable Protector	1	207	W-371207-00	Rotor	1				
-	5412104145	Cable Kit		208	W-371208-00	Rotor Blade	9				
Z02		Cable Ass'y	1	209	W-371209-00	Cylinder	1				
Z05	OMN-0018	Housing	1	B31	SP-2.56	Spring Pin	1				
Z06		Contact	8	B32	SP-2.56	Spring Pin	1				
FET-6D-1											
-	W-388033-00	Front Case Ass'y		210	W-371210-00	Cylinder Upper Plate	1				
490	W-387490-00	Spindle Bushing	1	211	W-371211-00	Cylinder Lower Plate	1				
593	W-371593-00	Front Case	1	(B33)	SP-25	Spring Pin	1				
A03	BB-6701	Ball Bearing	2	255	W-371255-00	Motor Fastening Nut	1				
C36	O-S12	"O" Ring	1	372	W-388372-00	Plastic Cover	1				
L01	PL-1/16	Plug	1	651	W-371651-00	Hanger (Horizontal)	1				
FET-6-1 & FET-6D-1											
-	W-388021-01	Oil Cylinder Ass'y <BF>		712A	W-300712-00	Damper	1				
104	W-254104-00	Bushing	1	753	W-388753-00	Piston Rod	1				
226	W-184226-00	Oil Plug	1	777	W-300777-00	Collar	1				
308	W-371308-00	Spacer	1	A01	BB-EE2	Ball Bearing	1				
385	W-379385-00	Adjusting Screw	1	A02	BB-6901	Ball Bearing	1				
438	W-380438-01	Spindle <BF>	1	D01	CS-316	Cap Screw	3				
541	W-252541-00	Button Retainer Spring	1	D02	CS-310B	Button Head Cap Screw	2				
551	W-252551-00	Plug	1	E01	WW-3	Wave Washer	3				
583	W-252583-00	Retainer Button (F)	1	E03	WW-12	Wave Washer	2				

- The related parts are shown in a thick frame.
- #209 #211 and #Z03 are supplied together with parts shown in ().
- Special tool is necessary for Cable Kit and #Z03 please contact your Fuji representative.
- For repair / replacement of electronic parts(#Z07) please contact your Fuji representative.
- Specify parts number and quantity when ordering.

■ Standard Accessories

AC No.	Description	Qty
F-701-1	1.5mm Hex. Pin Wrench	1
F-704	4mm Hex. Pin Wrench	1
IB-202N00	Inlet Bushing (for NPT only)	1