


# Fuji USER MANUAL

## LIGHT HAMMERS

### MODELS : FRH-6A-1, -2



FRH-6A-1, -2

### SPECIFICATIONS

Model	Chisel Shank	Reveting Capacity (mm)		Blows Hz	Piston Diameter		Stroke		Overall Length		Mass		Air Consumption (At Load)		Air Inlet Thread Size	Air Hose Size	
		Duralmin	Steel		mm	in	mm	in	mm	in	kg	lb	m <sup>3</sup> /min	ft <sup>3</sup> /min		mm	in
<b>FRH-6A-1</b>	Hex	6.4	5.0	50	20	25/32	44.5	1 3/4	193	7 19/32	1.5	3.3	0.4	14.1	Rc or NPT 1/4	9.5	3/8
<b>FRH-6A-2</b>	Round	6.4	5.0	50	20	25/32	44.5	1 3/4	193	7 19/32	1.5	3.3	0.4	14.1	Rc or NPT 1/4	9.5	3/8

\* Avoid unnecessary idling causing the unexpected tool's troubles.

\*The performance figures are at 0.63MPa(6.3bar).



Refer to "The Instructions and Warning for Safety Use" enclosed in each tool box.

**Fuji Industrial Technique Co., Ltd.**

2-1-14, Kamiji, Higashinari-ku, Osaka, 537-0003 Japan

Tel : 81-6-6972-2335

Fax : 81-6-6972-2380

ASSEMBLY TOOLS

ABRASIVE TOOLS

DRILLS / TAPPERS

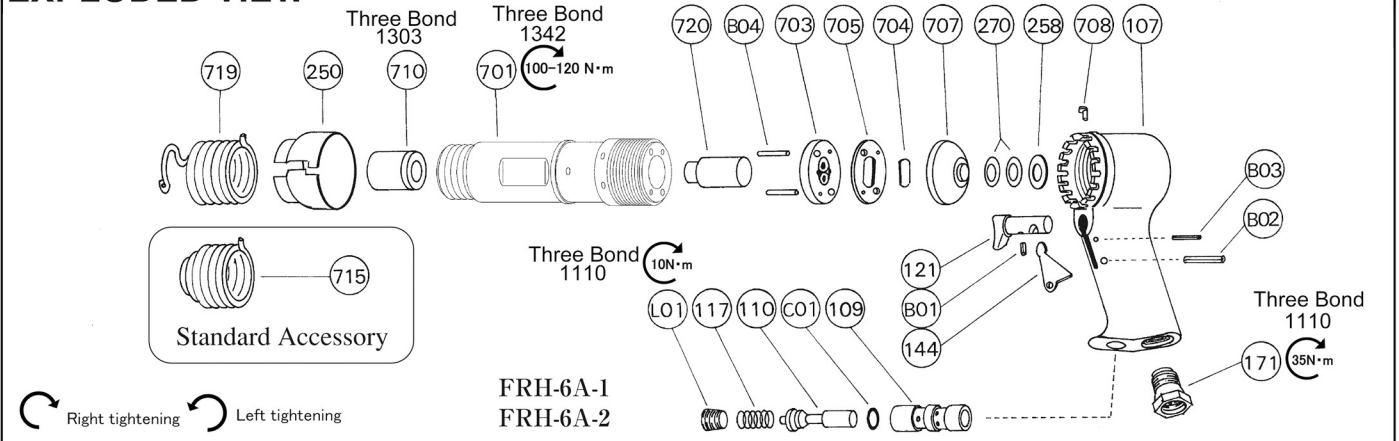
PERCUSSIVE TOOLS

AIR MOTORS

OTHER PRODUCTS

# MODELS : FRH-6A-1, -2

## EXPLODED VIEW



## PARTS LIST

Index No.	Parts No.	Parts Name	Qty	Index No.	Parts No.	Parts Name	Qty
<b>FRH-6A-1</b>				<b>FRH-6A-2</b>			
—	H-024002-00	Handle Ass'y < Rc >		—	H-024002-00	Handle Ass'y < Rc >	
—	H-024002-01	Handle Ass'y <NPT>		—	H-024002-01	Handle Ass'y <NPT>	
107	H-024002-50	Handle	1	107	H-024002-50	Handle	1
(109)	H-019109-00	Throttle Valve Bushing	1	(109)	H-019109-00	Throttle Valve Bushing	1
110	H-019110-00	Throttle Valve	1	110	H-019110-00	Throttle Valve	1
117	H-019117-00	Throttle Valve Spring	1	117	H-019117-00	Throttle Valve Spring	1
121	H-019121-00	Throttle Valve Lever	1	121	H-019121-00	Throttle Valve Lever	1
(B03)	SP-3.56	Spring Pin	1	(B03)	SP-3.56	Spring Pin	1
144	H-019144-00	Throttle Valve Lever <B>	1	144	H-019144-00	Throttle Valve Lever <B>	1
171	W-017171-02	Inlet Joint < Rc >	1	171	W-017171-02	Inlet Joint < Rc >	1
	W-017171-01	Inlet Joint <NPT>	1		W-017171-01	Inlet Joint <NPT>	1
B01	SP-416	Spring Pin	1	B01	SP-416	Spring Pin	1
B02	SP-315	Spring Pin	1	B02	SP-315	Spring Pin	1
C01	O-P3	"O" Ring	1	C01	O-P3	"O" Ring	1
L01	PL-1/8	plug	1	L01	PL-1/8	plug	1
—	H-024007-01	Cylinder Ass'y		—	H-024007-02	Cylinder Ass'y	
701	H-024701-00	Cylinder	1	701	H-024701-02	Cylinder	1
710	H-030710-H	Chiset Bushing <HEX>	1	710	H-024710-00	Chiset Bushing <ROUND>	1
250	H-024250-00	Exhaust Cover	1	250	H-024250-00	Exhaust Cover	1
258	H-024258-00	Washer <B>	1	258	H-024258-00	Washer <B>	1
270	H-024270-00	Conical Spring Washer	2	270	H-024270-00	Conical Spring Washer	2
703	H-024703-00	Valve Sheet	1	703	H-024703-00	Valve Sheet	1
704	H-004704-00	Valve	1	704	H-004704-00	Valve	1
705	H-004705-00	Valve Case	1	705	H-004705-00	Valve Case	1
707	H-024707-01	Valve Cover	1	707	H-024707-01	Valve Cover	1
708	H-024708-00	Locking Clutch	1	708	H-024708-00	Locking Clutch	1
719	H-024719-01	Holder Spring <B>	1	719	H-024719-01	Holder Spring <B>	1
720	H-024720-00	Piston	1	720	H-024720-00	Piston	1
B04	P-316	Pin	2	B04	P-316	Pin	2

- The related parts are shown in a thick frame.
- # 107 and 121 are supplied together with parts shown in ( ).
- Specify parts number and quantity when ordering.

### Standard Accessories

AC No.	Description	Qty
H-024715-00	Holder Spring	1

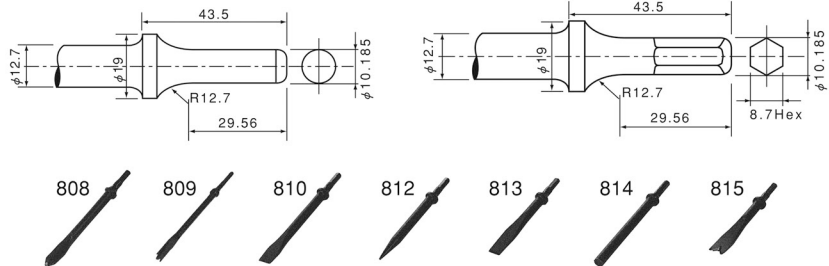
## OPTIONAL PARTS

### CHISELS

FRH-6A-2  
Round Shank

FRH-6A-1  
Hexagonal Shank

Index No.	Round AC No.	Hexagonal AC No.	Part Name
808	WA-808	WA-808H	Muffler Cutter
809	WA-809	WA-809H	Double Edge Panel Cutter
810	WA-810	WA-810H	Flat Chisel
812	WA-812	WA-812H	Taper Punch
813	WA-813	WA-813H	Rivet Cutter
814	WA-814	WA-814H	Blank chisel
815	WA-815	WA-815H	Spot Weld Breaker



### RIVET SNAPS FRH-6A-2

AC No.	Size (R)	Rivet Size
	mm	mm
SNAP-3	3.0	3
SNAP-4	3.7	4
SNAP-5	4.8	5
SNAP-6	5.1	6

