

Fuji USER MANUAL

LIGHT HAMMERS

MODELS : FRH-3-1, -2 & FRH-6-1, -2



FRH-3-1, -2

FRH-6-1, -2

SPECIFICATIONS

Model	Chisel Shank	Riveting Capacity		Blows Hz	Piston Diameter		Stroke		Overall Length		Mass		Air Consumption (At Load)		Air Inlet Thread Size	Air Hose Size	
		Duralmin	Steel		mm	in	mm	in	mm	in	kg	lb	m ³ /min	ft ³ /min		mm	in
		mm	mm														
FRH-3-1	Hex	3.2	2.5	60	14.3	9/16	38	1 1/2	140	5 33/64	1.1	2.4	0.35	12.4	PT or NPT 1/4	9.5	3/8
FRH-3-2	Round	3.2	2.5	60	14.3	9/16	38	1 1/2	140	5 33/64	1.1	2.4	0.35	12.4	PT or NPT 1/4	9.5	3/8
FRH-6-1	Hex	6.4	5.0	30	12.7	1/2	100	4	206	8 7/64	1.4	3.0	0.35	12.4	PT or NPT 1/4	9.5	3/8
FRH-6-2	Round	6.4	5.0	30	12.7	1/2	100	4	206	8 7/64	1.4	3.0	0.35	12.4	PT or NPT 1/4	9.5	3/8

*The performance figures are at 0.63MPa(6.3bar).




Refer to "The Instructions and Warning for Safety Use" enclosed in each tool box.

Fuji Industrial Technique Co., Ltd.

2-1-14, Kamiji, Higashinari-ku, Osaka, 537-0003 Japan

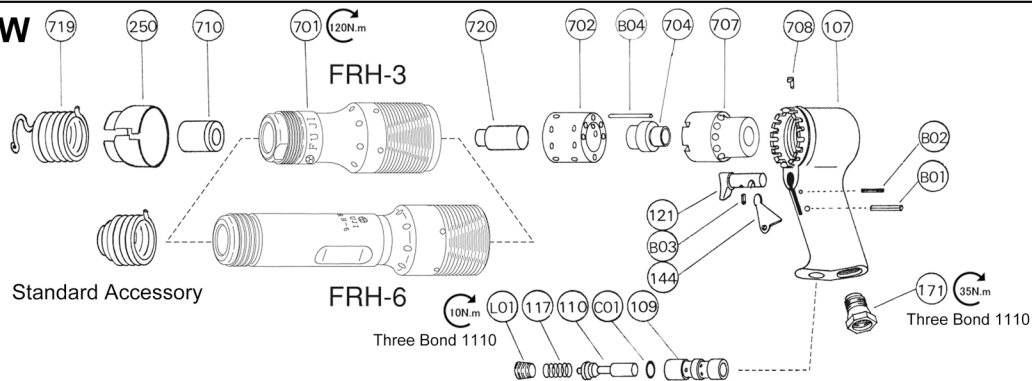
Tel : 81-6-6972-2335

Fax : 81-6-6972-2380



MODELS : FRH-3-1, -2 & FRH-6-1, -2

EXPLODED VIEW



PARTS LIST

Index No.	Parts No.	Parts Name	Qty
FRH-3-1, -2			
—	H-019002-00	Handle Ass'y <PT>	
—	H-019002-02	Handle Ass'y <NPT>	
107	H-019002-50	Handle	1
(109)	H-019109-00	Throttle Valve Bushing	1
110	H-019110-00	Throttle Valve	1
117	H-019117-00	Throttle Valve Spring	1
121	H-019121-00	Throttle Valve Lever	1
(B03)	SP-356	Spring Pin	1
144	H-019144-00	Throttle Valve Lever 	1
171	W-017171-02	Inlet Joint <PT>	1
	W-017171-01	Inlet Joint <NPT>	1
B01	SP-416	Spring Pin	1
B02	SP-315	Spring Pin	1
C01	O-P3	"O" Ring	1
L01	PL-1/8	Plug	1
250	H-019250-00	Exhaust Cover	1
702	H-020702-00	Valve Box	1
704	H-020704-00	Valve	1
707	H-020707-00	Valve Cover	1
708	H-019708-00	Locking Clutch	1
719	H-019719-00	Holder Spring 	1
720	H-020720-00	Piston	1
B04	NR-332	Needle Roller	1
FRH-3-1			
—	H-020007-01	Cylinder Ass'y	
701	H-020701-00	Cylinder	1
710	H-019710-H	Chisel Bushing	1
FRH-3-2			
—	H-020007-02	Cylinder Ass'y	
701	H-020701-00	Cylinder	1
710	H-019710-00	Chisel Bushing	1

Index No.	Parts No.	Parts Name	Qty
FRH-6-1, -2			
—	H-019002-00	Handle Ass'y <PT>	
—	H-019002-02	Handle Ass'y <NPT>	
107	H-019002-50	Handle	1
(109)	H-019109-00	Throttle Valve Bushing	1
110	H-019110-00	Throttle Valve	1
117	H-019117-00	Throttle Valve Spring	1
121	H-019121-00	Throttle Valve Lever	1
(B03)	SP-356	Spring Pin	1
144	H-019144-00	Throttle Valve Lever 	1
171	W-017171-02	Inlet Joint <PT>	1
	W-017171-01	Inlet Joint <NPT>	1
B01	SP-416	Spring Pin	1
B02	SP-315	Spring Pin	1
C01	O-P3	"O" Ring	1
L01	PL-1/8	Plug	1
250	H-019250-00	Exhaust Cover	1
702	H-019702-00	Valve Box	1
704	H-019704-00	Valve	1
707	H-019707-00	Valve Cover	1
708	H-019708-00	Locking Clutch	1
719	H-019719-00	Holder Spring 	1
720	H-019720-00	Piston	1
B04	NR-332	Needle Roller	1
FRH-6-1			
—	H-019007-01	Cylinder Ass'y	
701	H-019701-00	Cylinder	1
710	H-019710-H	Chisel Bushing	1
FRH-6-2			
—	H-019007-02	Cylinder Ass'y	
701	H-019701-00	Cylinder	1
710	H-019710-00	Chisel Bushing	1

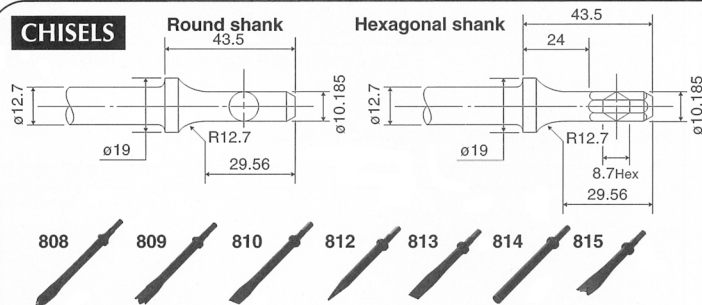
- The related parts are shown in a thick frame.
- #107 and 121 are supplied together with parts shown in ().
- Specify parts number and quantity when ordering.

Standard Accessory

AC No.	Description	Qty
H-019715-00	Holder Spring	1

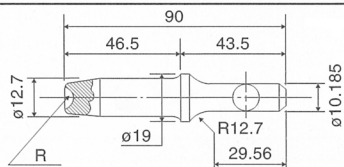
OPTIONAL PARTS

CHISELS



Index No.	Round	Hexagonal	Part Name
	AC No.	AC No.	
808	WA-808	WA-808H	Muffler Cutter
809	WA-809	WA-809H	Double Edge Panel Cutter
810	WA-810	WA-810H	Flat Chisel
812	WA-812	WA-812H	Taper Punch
813	WA-813	WA-813H	Rivet Cutter
814	WA-814	WA-814H	Blank Chisel
815	WA-815	WA-815H	Spot Weld Breaker

RIVET SNAPS



AC No.	Size(R)		Rivet Size	
	mm	in	mm	in
SNAP-3	3.0	1/8	3	1/8
SNAP-4	3.7	9/64	4	5/32
SNAP-5	4.8	3/16	5	3/16
SNAP-6	5.1	13/64	6	1/4