


Fuji USER MANUAL

STRAIGHT GRINDERS

MODELS : FG-5H-1, -1M, -2, -2M, -3



FG-5H-1, -2, -3



FG-5H-1M, -2M

SPECIFICATIONS

Model	Max. Dia (Grinding Wheel)		Rotational Frequency	Spindle Thread Size	Overall Length		Mass		Max. Air Consumption		Air Inlet Thread Size	Air Hose Size	
	mm	in			min ⁻¹	mm	in	kg	lb	m ³ /min		ft ³ /min	mm
FG-5H-1	125×19×12.7	5×3/4×1/2	7,600	W1/2-12	405	15 60/64	2.7	6.0	1.0	35.3	Rc 3/8	12.7	1/2
FG-5H-1M	125×19×12.7	5×3/4×1/2	7,600	W1/2-12	506	19 29/32	2.5	5.5	1.0	35.3	Rc or NPT 3/8	12.7	1/2
FG-5H-2	125×19×15.8	5×3/4×5/8	7,600	5/8-11UNC	410	15 1/7	2.8	6.1	1.0	35.3	Rc 3/8	12.7	1/2
FG-5H-2M	125×19×15.8	5×3/4×5/8	7,600	5/8-11UNC	511	20 1/8	2.5	5.5	1.0	35.3	Rc or NPT 3/8	12.7	1/2
FG-5H-3	150×25×15.8	6× 1 ×5/8	6,300	5/8-11UNC	421	16 19/32	2.8	6.1	0.9	31.8	Rc 3/8	12.7	1/2

The performance figures are at 0.63MPa (6.3bar).

⚠ Refer to "The Instructions and Warning for Safety Use" enclosed in each tool box.

Fuji Industrial Technique Co.,Ltd.

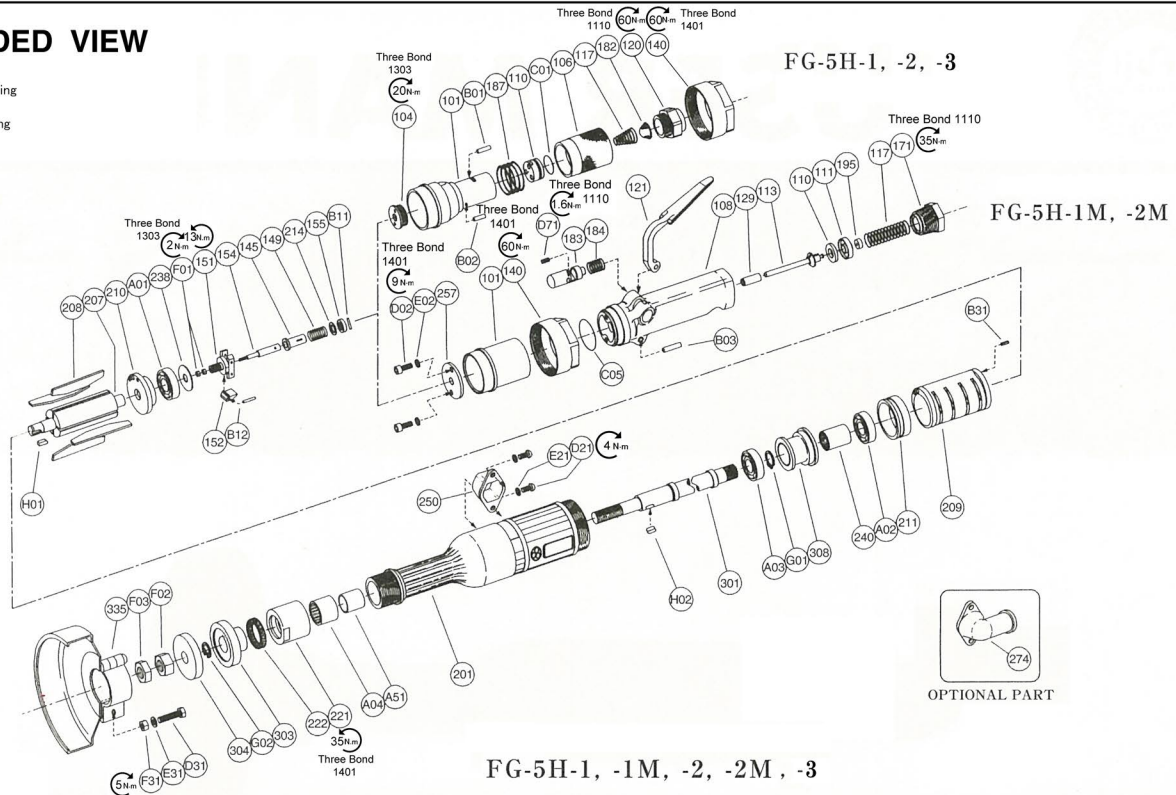
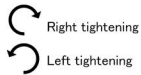
2-1-14, Kamiji, Higashinari-ku, Osaka, 537-0003 Japan

Tel : 81-6-6972-2335

Fax : 81-6-6972-2380

MODELS : FG-5H-1, -1M, -2, -2M, -3

EXPLODED VIEW



PARTS LIST

Index No.	Parts No.	Parts Name	Qty
FG-5H-1, -2, -3			
	A-086001-00	Housing Cover Ass'y (Rc)	
101	A-086101-00	Housing Cover	1
104	A-065104-02	Bushing	1
106	A-086106-00	Throttle Valve Handle	1
110	A-086110-00	Throttle Valve	1
117	A-086117-00	Throttle Valve Spring	1
120	A-086120-00	Throttle Valve Cover (Rc)	1
182	A-086182-00	Strainer	1
187	A-086187-00	Throttle Valve Handle Spring	1
B01	NR-415	Needle Roller	1
B02	NR-412.8	Needle Roller	1
C01	O-S20	"O" Ring	1
FG-5H-1M, -2M			
	A-108001-01	Housing Cover Ass'y	
101	A-108101-00	Housing Cover	1
140	G-152140-00	Cup Nut	1
257	A-108257-00	Washer	1
C05	O-S34	"O" Ring	1
D02	CS-518	Cap Screw	2
E02	SW-5	Spring Washer	2
	A-096003-00	Throttle Valve Body Ass'y (Rc)	
	A-096003-03	Throttle Valve Body Ass'y (NPT)	
108	A-096108-00	Throttle Valve Body	1
(129)	A-078129-00	Throttle Valve Rod Bushing	1
117	A-078117-01	Throttle Valve Spring	1
121	A-078121-00	Throttle Valve Lever	1
171	IB-6N30S0	Inlet Bushing (Rc)	1
	IB-6N3NS0	Inlet Bushing (NPT)	1
183	A-078183-01	Lock Key	1
184	A-078184-00	Lock Spring	1
B03	GP-520GCH	Grooved Pin	1
D71	SS-48	Set Screw	1
	A-078008-00	Throttle Valve Rod Ass'y	
110	A-078110-01	Throttle Valve	1
111	A-078111-01	Throttle Valve Washer	1
113	A-078113-01	Throttle Valve Rod	1
195	W-080195-00	Sub Throttle Valve	1
FG-5H-1, -1M, -2, -2M, -3			
	A-065010-02	Governor Weight Ass'y	
151	A-065151-00	Governor Cage	1
152	G-152152-00	Governor Weight	2
154	A-108154-00	Governor Shaft	1
B12	GP-2.516GCH	Grooved Pin	2
F01	N-3	Nut	2
140	G-152140-00	Cup Nut (For FG-5H-1, -2, -3)	1
145	A-065145-00	Governor Valve	1
149	A-065149-01	Governor Valve Spring	1
155	A-065155-00	Governor Valve Spring Holder	1
201	G-152201-00	Housing	1
207	A-108207-00	Rotor	1
208	A-108208-00	Rotor Blade	4

Index No.	Parts No.	Parts Name	Qty
209	A-108209-00	Cylinder	1
(B31)	SP-38	Spring Pin	1
210	A-108210-00	Cylinder Upper Plate	1
211	A-108211-00	Cylinder Lower Plate	1
214	A-065214-00	Adjusting Washer (T = 0.2)	1
	A-065214-01	Adjusting Washer (T = 0.3)	1
	A-065214-02	Adjusting Washer (T = 0.5)	1
221	G-044221-00	Spindle Bearing Cover	1
222	G-044222-00	Felt Ring	1
238	A-108238-00	Bearing Cover (B)	1
240	G-152240-00	Coupling	1
250	G-152250-00	Exhaust Cover	1
301	G-152301-00	Wheel Spindle	1
303	G-152303-05	Wheel Flange (A)	1
304	G-152304-03	Wheel Flange (B)	1
308	G-152308-00	Spacer	1
335	G-088335-00	Wheel Guard	1
(D31)	HS-625	Hexagon Bolt	1
(E31)	SW-6	Spring Washer	1
F31	N-6	Nut	1
A01	BB-6001	Ball Bearing	1
A02	BB-6301	Ball Bearing	1
A03	BB-6202	Ball Bearing	1
A04	NB-HK2020	Needle Bearing	1
A51	IR-172020.5	Inner Race	1
B11	NR-211.8	Needle Roller	1
D21	CS-510B	Cap Screw	2
E21	SW-5	Spring Washer	2
F02	N-W1/2	Nut	1
F03	N-W1/2 (3)	Nut	1
G01	SR-S15	Snap Ring	1
G02	SR-E12	Snap Ring	1
H01	K-4410F	Key	1
H02	K-4410	Key	1
FG-5H-2, -2M			
301	G-152301-01	Wheel Spindle	1
304	G-152304-04	Wheel Flange (B)	1
F02	N-U5/8	Nut	1
F03	N-U5/8 (3)	Nut	1
G02	SR-S16	Snap Ring	1
FG-5H-3			
149	G-063149-00	Governor Valve Spring	1
301	G-153301-00	Wheel Spindle	1
303	G-153303-01	Wheel Flange (A)	1
304	G-153304-03	Wheel Flange (B)	1
335	G-045335-00	Wheel Guard	1
(D31)	HS-625	Hexagon Bolt	1
(E31)	SW-6	Spring Washer	1
F31	N-6	Nut	1
F02	N-U5/8	Nut	1
F03	N-U5/8 (3)	Nut	1
G02	SR-S16	Snap Ring	1
OPTIONAL PART			
274	G-152274-00	Exhaust Hose Joint	1

- The related parts are shown in the thick frame.
- #108, 209 and 335 are supplied together with parts shown in ().
- Specify parts number and quantity when ordering.