



Fuji USER MANUAL

STRAIGHT GRINDERS

MODELS : FG-4HL-1, -1F



FG-4HL-1



FG-4HL-1F

SPECIFICATIONS

Model	Max.Dia (Grinding Wheel)	Rotational Frequency	Spindle Thread Size	Overall Length	Mass	Max. Air Consumption	Air Inlet Thread Size	Air Hose Size
	mm			mm				kg
FG-4HL-1	75 × 19 × 9.53	12,000	W3/8-16	585	2.7	0.8	Rc 3/8 or NPT 3/8	12.7
FG-4HL-1F	75 × 19 × 9.53	12,000	W3/8-16	615	2.6	0.8	Rc 3/8 or NPT 3/8	12.7

The performance figures are at 0.63MPa (6.3bar).

⚠ Refer to "The Instructions and Warning for Safety Use" enclosed in each tool box.

Fuji Industrial Technique Co.,Ltd.

2-1-14, Kamiji, Higashinari-ku, Osaka, 537-0003 Japan

Tel : 81-6-6972-2335

Fax : 81-6-6972-2380

ASSEMBLY TOOLS

ABRASIVE TOOLS

DRILLS / TAPPERS

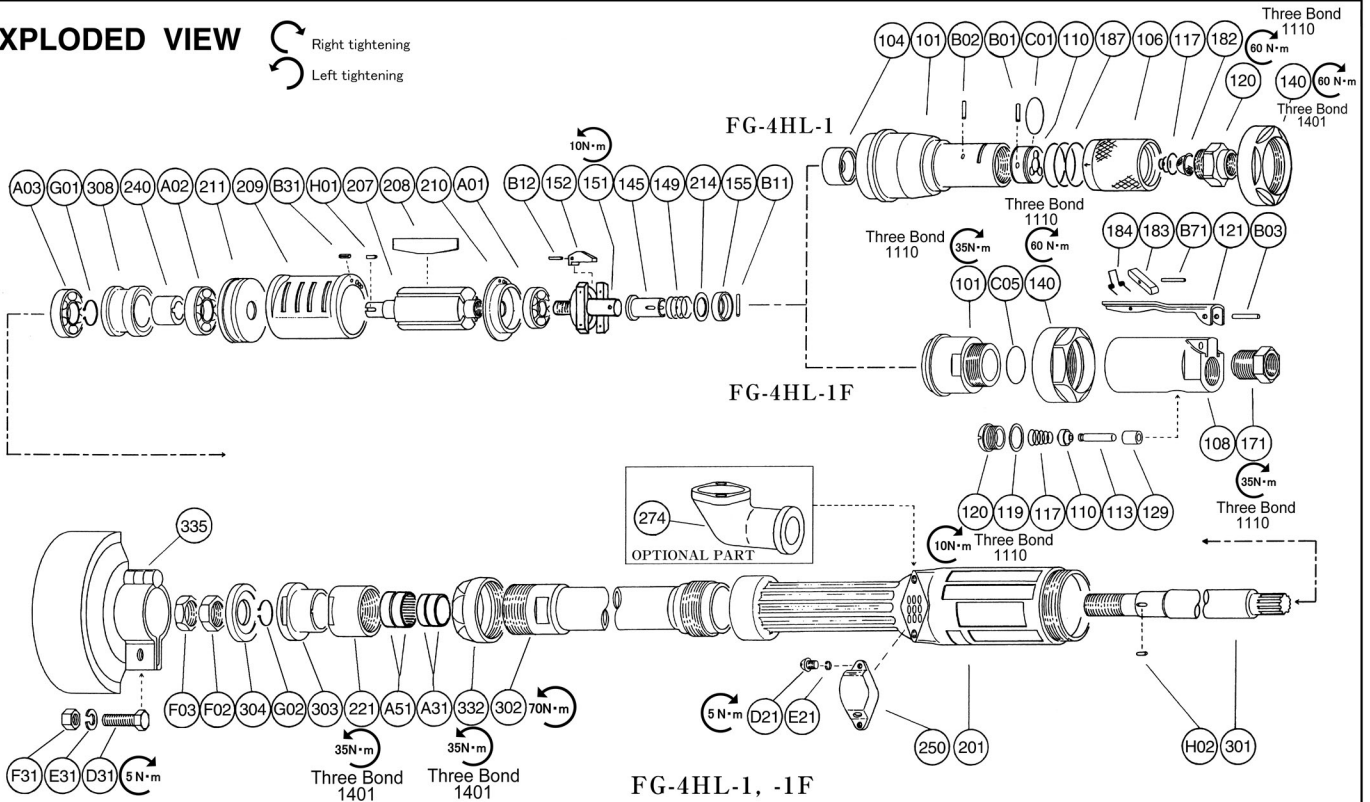
PERCUSSIVE TOOLS

AIR MOTORS

OTHER PRODUCTS

MODELS : FG-4HL-1, -1F

EXPLODED VIEW



PARTS LIST

Index No.	Parts No.	Parts Name	Qty
FG-4HL-1			
—	A-093001-00	Housing Cover Ass'y (Rc)	
—	A-093001-01	Housing Cover Ass'y (NPT)	
101	G-170001-50	Housing Cover	1
(104)	G-103104-00	Bushing	1
106	A-086106-00	Throttle Valve Handle	1
110	A-086110-00	Throttle Valve	1
117	A-086117-00	Throttle Valve Spring	1
120	A-086120-00	Throttle Valve Cover (Rc)	1
	A-086120-01	Throttle Valve Cover (NPT)	1
182	A-086182-00	Strainer	1
187	A-086187-00	Throttle Valve Handle Spring	1
B01	NR-415	Needle Roller	1
B02	NR-412.8	Needle Roller	1
C01	O-S20	"O" Ring	1
FG-4HL-1F			
—	A-110001-01	Housing Cover Ass'y (Rc)	
—	A-110001-03	Housing Cover Ass'y (NPT)	
101	A-110101-00	Housing Cover	1
140	A-093140-00	Cup Nut	1
C05	O-S26	"O" Ring	1
—	A-107003-00	Throttle Valve Body Ass'y (Rc)	
—	A-107003-01	Throttle Valve Body Ass'y (NPT)	
108	A-107003-50	Throttle Valve Body	1
(129)	H-014129-00	Throttle Valve Rod Bushing	1
110	H-001110-02	Throttle Valve	1
113	G-028113-00	Throttle Valve Rod	1
117	D-001117-00	Throttle Valve Spring	1
119	G-028119-00	T.V. Cover Packing	1
120	G-028120-00	Throttle Valve Cover	1
171	IB-4030S0	Inlet Bushing (Rc)	1
	IB-403NS0	Inlet Bushing (NPT)	1
B03	SP-320	Spring Pin	1
—	G-144019-01	Lock Lever Ass'y	
121	G-144121-02	Throttle Valve Lever	1
183	G-144183-02	Lock Key	1
184	G-144184-00	Lock Spring	1
B71	SP-218	Spring Pin	1
FG-4HL-1, -1F			
—	A-107010-00	Governor Weight Ass'y	
151	A-107151-01	Governor Cage	1
152	A-010152-00	Governor Weight	2
B12	GP-2.516GCH	Grooved Pin	2
140	A-093140-00	Cup Nut (FG-4HL-1)	1

Index No.	Parts No.	Parts Name	Qty
145	A-065145-00	Governor Valve	1
149	A-065149-01	Governor Valve Spring	1
155	A-065155-00	Governor Valve Spring Holder	1
201	G-171201-00	Housing	1
207	A-110207-00	Rotor	1
208	A-093208-00	Rotor Blade	4
209	A-073209-00	Cylinder	1
(B31)	SP-26	Spring Pin	1
210	A-110210-00	Cylinder Upper Plate	1
211	A-110211-00	Cylinder Lower Plate	1
214	A-065214-00	Adjusting Washer (T = 0.2)	(1)
	A-065214-01	Adjusting Washer (T = 0.3)	(1)
	A-065214-02	Adjusting Washer (T = 0.5)	(1)
221	G-162221-00	Spindle Bearing Cover	1
240	G-170240-00	Coupling	1
250	G-170250-00	Exhaust Cover	1
301	G-171301-00	Wheel Spindle	1
302	G-171302-00	Wheel Spindle Case	1
303	G-161303-03	Wheel Flange (A)	1
304	G-161304-05	Wheel Flange (B)	1
308	G-170308-00	Spacer	1
332	G-171332-00	Lock Nut	1
335	G-182335-00	Wheel Guard	1
(D31)	HS-625	Hexagon Bolt	1
(E31)	SW-6	Spring Washer	1
(F31)	N-6	Nut	1
A01	BB-609MN	Ball Bearing	1
A02	BB-6200	Ball Bearing	1
A03	BB-6202	Ball Bearing	1
A31	NB-HK1312	Needle Bearing	2
A51	IR-101312.5	Inner Race	2
B11	NR-211.8	Needle Roller	1
D21	CS-510B	Cap Screw	2
E21	SW-5	Spring Washer	2
F02	N-W3/8	Nut	1
F03	N-W3/8 (3)	Nut	1
G01	SR-S15	Snap Ring	1
G02	SR-SA10	Snap Ring	1
H01	K-338F	Key	1
H02	K-338	Key	1

OPTIONAL PART EXHAUST HOSE JOINT

274	G-170274-00	Exhaust Hose Joint	1
-----	-------------	--------------------	---

□ The related parts are shown in thick frame.

□ #101, 108, 209 and 335 are supplied together with parts shown in ().

□ Specify parts number and quantity when ordering.

■ Standard Accessory

AC No.	Description	Qty
F-117	21mm Open-End Wrench	1